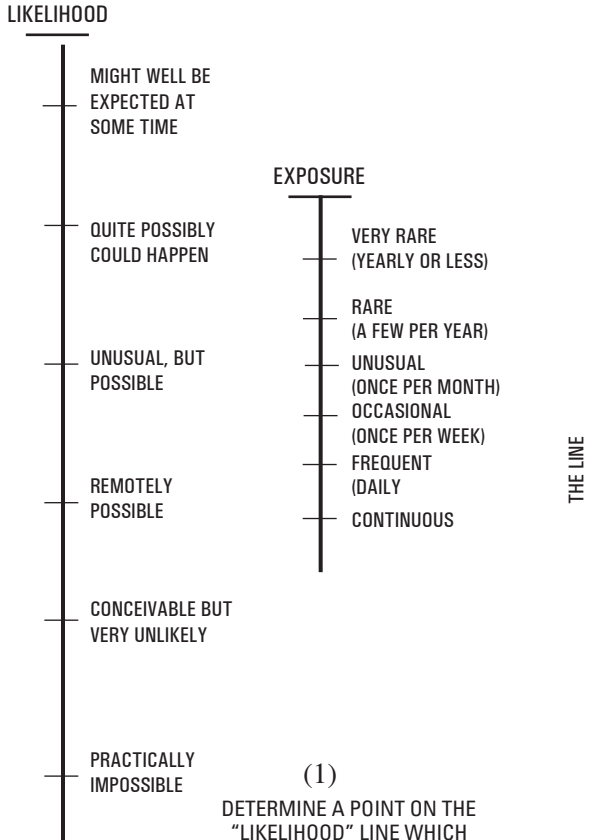
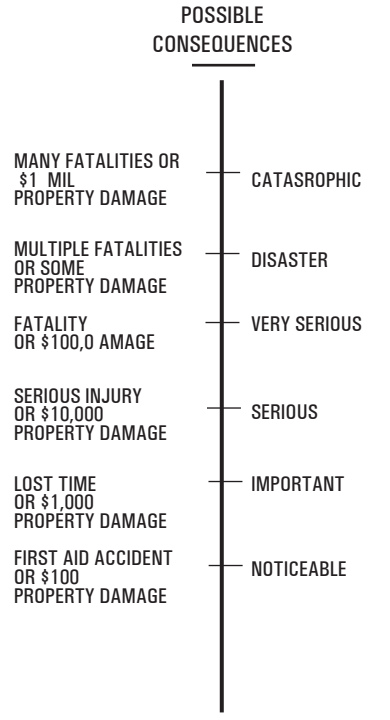


# RISK PROFILE

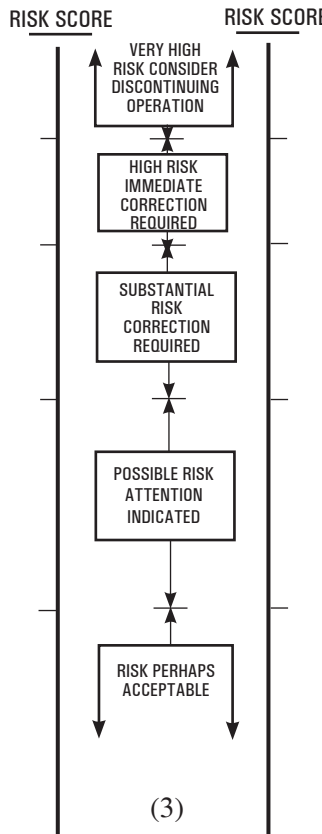
## RISK ANALYSIS



(1) DETERMINE A POINT ON THE "LIKELIHOOD" LINE WHICH DESCRIBES THE PROBABILITY OF THE EVENT OCCURRING. DETERMINE THE PROBABLE EXPOSURE AND SELECT A POINT ON THE "EXPOSURE" LINE WHICH BEST DESCRIBES THIS POSSIBILITY. DRAW A LINE FROM THE LIKELIHOOD POINT THROUGH THE EXPOSURE POINT TO THE "TIE LINE."

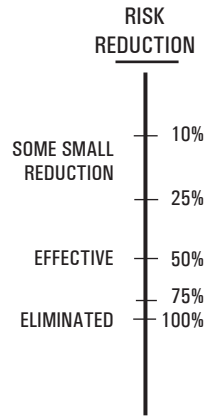


(2) MAKE A DETERMINATION OF THE POSSIBLE CONSEQUENCES, DRAW A LINE FROM THE PREDETERMINED POINT ON THE TIE LINE THROUGH THE SELECTED POINT ON THE POSSIBLE CONSEQUENCES LINE AND EXTEND IT TO THE "RISK SCORE" LINE.

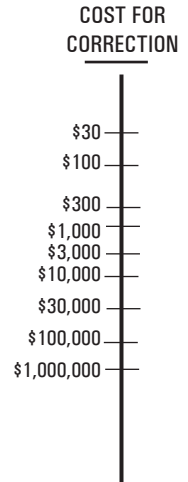


(3) TRANSFER RISK SCORE OVER TO SECOND RISK SCORE LINE.

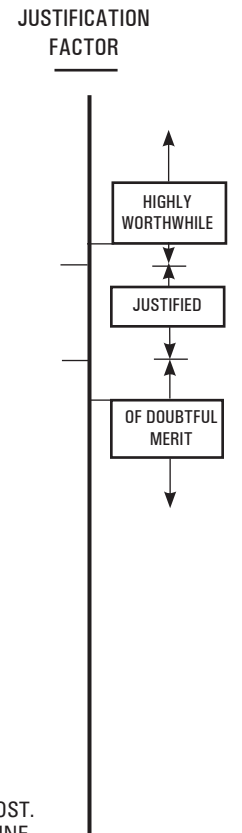
## COST-EFFECTIVENESS FACTORS



(4) MAKE A JUDGMENT OF THE EFFECTIVENESS OF A PROPOSED SOLUTION IN TERMS OF PERCENT OF EFFECTIVE REDUCTION OF THE RISK AND PLACE A POINT ON THE "RISK REDUCTION" LINE. DRAW A LINE FROM THE RISK REDUCTION POINT TO THE TIE LINE.



(5) MAKE AN ESTIMATE OF THE COST. DRAW A LINE FROM THE TIE LINE THROUGH THE SELECTED POINT ON THE "COST-FOR-CORRECTION" LINE AND EXTEND IT TO THE "JUSTIFICATION FACTOR" LINE TO DETERMINE IF THE COST OF A PROPOSED SOLUTION IS WORTHWHILE.



RISK SITUATION: \_\_\_\_\_

LOCATION: \_\_\_\_\_

DESCRIPTION: \_\_\_\_\_

SUPERVISOR: \_\_\_\_\_ (signature)

PROPOSED SOLUTION: \_\_\_\_\_

DATE: \_\_\_\_\_ (COMPLETE A SEPARATE SHEET FOR ADDITIONAL PROPOSED SOLUTIONS)

ADDITIONAL FACTORS: \_\_\_\_\_

REVIEWED BY: \_\_\_\_\_

MANAGER: \_\_\_\_\_

DATE: \_\_\_\_\_

RECOMMENDED ACTION: \_\_\_\_\_

DATE: \_\_\_\_\_

(This form is offered to readers of The Art of Safety by Gary Phillips for their use within their own organization. Permission is granted to reproduce the form for internal use as long as this byline is included, with a live link to [www.artofsafety.ca](http://www.artofsafety.ca) and the form is not changed in any way - grammatical corrections accepted. No liability is assumed with respect to the use of the form.)